


**My Book of**

# NUMBERS

1-120



If your child can read and write numbers up to 30 fairly well, then this book will build on that foundation. Use this book to introduce your child to basic math skills and reading and writing numbers from 1 to 120.



My Book of

# NUMBERS 1-120

## The aims and purpose of this book

▲ If your child can already read and write numbers up to 30, this book will help him or her learn how to read and write numbers confidently up to 120. This confidence will lead to your child's smooth progress in other number skill areas such as addition.

▲ Your child will start with tracing numbers which are lightly colored on a white background, and will move gradually to tracing requiring more developed fine-motor skills. Children begin writing numbers indicated only by dotted lines on a white background, and then progress to writing numbers without tracing guides. Your child will be able to learn naturally the shapes and concepts of numbers by writing numbers again and again.

▲ This book is designed to develop skills in reciting numbers in the correct order (number recitation skills) and in writing numbers in order (number writing skills), moving up to 120 gradually, in order to foster basic abilities in arithmetic and mathematics in your child, without any stress.

## How to hold a pencil properly

There are several ways to teach children to hold a pencil properly. Here is one example.

1



Let your child form the correct shape, using his or her own fingers. Put the pencil between the "bending middle finger" and "joint part of thumb and forefinger."

2



Have your child grip the pencil with thumb and forefinger.

3



Check the way that your child is holding the pencil against the picture to decide whether or not it is the proper way.

It is difficult for a child who does not yet have enough strength in his or her hand and fingers to hold the pencil properly. Please teach this skill gradually, so that your child will be interested and willing to hold a pencil naturally.

## How to use this book

▲ Offer praise at the end of each page, and write encouraging words or stick stickers on the page as a special prize.

▲ Please refer to the "To parents" notes in this book, where you can read more comments and advice on how to help your child progress through this book.

▲ It's a good idea to set the number of pages your child will work in a day. It may be one sheet (two pages) or two sheets (four pages) a day. The essential point to remember is that the practice should come to an end when your child still wants to do a little more.

▲ Most workbooks contain the same paper stock, but each Kumon Workbook features a different type of paper, tailored to a specific activity and use. This book features good quality paper geared to children who are learning to write. The paper can stand up to rough drawing, even from children who have not yet acquired basic pencil-control skills. It is also made for easy erasing, and gives your child the opportunity to draw the lines again and again on each page.





# Counting 1 to 10

Name
Date

**To parents**

Write your child's name and the date in the boxes above. First, make sure that your child can count from 1 to 10. When your child completes each exercise, praise him or her.

■ Draw a line from 1 to 10 in order while saying each number.

1

2

3

4

5

6

7

8

9

10

START

FINISH

■ Draw a line from 1 to 10 in order while saying each number.



# 2

## Writing Numbers 1 to 10

Name
Date

**To parents**











Have your child say the numbers aloud while doing the exercise. Is he or she able to write from 1 to 10 easily?

- Trace the gray numeral in each crayon. Next, trace the dotted numeral. Write the numeral in the bottom box. Say the number aloud.

The image shows five crayons arranged horizontally. Each crayon is designed to teach writing a specific number from 1 to 5. From left to right:

- Crayon 1:** Blue tip and band. The band contains a solid black numeral '1'. Below the band is a gray numeral '1' and a dotted numeral '1'. The bottom section is a writing box with a vertical line and a horizontal line.
- Crayon 2:** Red tip and band. The band contains a solid black numeral '2'. Below the band is a gray numeral '2' and a dotted numeral '2'. The bottom section is a writing box with a vertical line and a horizontal line.
- Crayon 3:** Green tip and band. The band contains a solid black numeral '3'. Below the band is a gray numeral '3' and a dotted numeral '3'. The bottom section is a writing box with a vertical line and a horizontal line.
- Crayon 4:** Orange tip and band. The band contains a solid black numeral '4'. Below the band is a gray numeral '4' and a dotted numeral '4'. The bottom section is a writing box with a vertical line and a horizontal line.
- Crayon 5:** Brown tip and band. The band contains a solid black numeral '5'. Below the band is a gray numeral '5' and a dotted numeral '5'. The bottom section is a writing box with a vertical line and a horizontal line.

- Trace the gray numeral in each crayon. Next, trace the dotted numeral. Write the numeral in the bottom box. Say the number aloud.

				
				
6	7	8	9	10
6	7	8	9	10
6	7	8	9	10

# 3

## Writing Numbers 1 to 10

Name

Date

**To parents**

In addition to being a sequence, numbers also represent quantities. Have your child count the dot(s) (•) while doing the exercise. It is important for your child to practice counting in daily activities.

■ How many dots (•) are there? Trace the gray numbers.

■ How many dots (●) are there?

Trace the gray numbers and fill in the empty boxes.

●	●●	●●●	●●●●	●●●●●
1	2	3	4	5
1	2	3	4	5
1	2	3	4	5

●●●●●●	●●●●●●	●●●●●●	●●●●●●	●●●●●●
6	7	8	9	10
6	7	8	9	10
6	7	8	9	10





## 4

# Number Puzzle 1 to 20


## Giraffe Goes for a Drive

Name
Date

**To parents**

Have your child learn the order of the numbers from 1 to 20. Lines might be shaky at first, but when your child completes the exercise, praise him or her.

- Draw a line from 1 to 20 in order while saying each number.



# Catching a Butterfly

■ Draw a line from 1 to 20 in order while saying each number.








# 5

## Writing Numbers 11 to 20

Name
Date

- Trace the gray numeral in each crayon. Next, trace the dotted numeral. Write the numeral in the bottom box. Say the number aloud.

				
11	12	13	14	15
11	12	13	14	15
11	12	13	14	15

- Trace the gray numeral in each crayon. Next, trace the dotted numeral. Write the numeral in the bottom box. Say the number aloud.

				
16	17	18	19	20
16	17	18	19	20
16	17	18	19	20

# 6

## Writing Numbers 11 to 20

Name
Date






■ How many dots (●) are there? Trace the gray numbers.






11	12	13	14	15
11	12	13	14	15

16	17	18	19	20
16	17	18	19	20

■ How many dots (●) are there?

Trace the gray numbers and fill in the empty boxes.

				
11	12	13	14	15
11	12	13	14	15

				
16	17	18	19	20
16	17	18	19	20



# 7

## Numbers 1 to 20

Name
Date

**To parents**

When your child is able to write the numbers well, praise him or her.

- Trace the gray numbers. Then fill in the missing numbers. Say each number aloud.

1	2	3	4	5
6	7	8	9	10

1		3		5
	7		9	

1				
				10

- Trace the gray numbers. Then fill in the missing numbers. Say each number aloud.

11	12	13	14	15
16	17	18	19	20

11		13		15
	17		19	

11				
				20



- Trace the gray numbers. Then fill in the missing numbers. Say each number aloud.

11	12	13	14	15
16	17	18	19	20



11		13		15
	17		19	



11				
				20



■ Fill in the missing numbers. Say each number aloud.

A 5x5 grid of numbers is presented within a tree trunk border. The grid is divided into two sections by a horizontal line. The top section contains numbers in a sequence: 2, 4, 6, 8, 10, 12, 14, 16, 18, 20. The bottom section contains the number 1 in the first cell and 20 in the last cell. The grid is decorated with cartoon animals: a monkey on the left, a woodpecker on the right, and a squirrel at the bottom right.


	2		4	
6		8		10
	12		14	
16		18		20
1				
				20

# 9

## Number Puzzle 1 to 30 Steam Engine


Name
Date

■ Draw a line from 1 to 30 in order while saying each number.



# Balloon Friends

■ Draw a line from 1 to 30 in order while saying each number.



# 10

## Number Puzzle 1 to 30 Baboon

Name
Date

- Draw a line from 1 to 30 in order while saying each number.



# What Is Under the Ground?

■ Draw a line from 1 to 30 in order while saying each number.





# Writing Numbers 21 to 30

Name
Date

- Trace the gray numbers and fill in the empty boxes.  
Say each number aloud.

21	22	23	24	25
21	22	23	24	25



26	27	28	29	30
26	27	28	29	30



- Trace the gray numbers and fill in the missing numbers.  
Say each number aloud.

21	22	23	24	25
26	27	28	29	30

21		23		25
	27		29	

21				
				30



# 12

## Numbers 1 to 30

Name
Date

■ Fill in the missing numbers. Say each number aloud.

1	2	3	4	5
6	7	8	9	10
11	12	13	14	15
16	17	18	19	20
21	22	23	24	25
26	27	28	29	30

■ Fill in the missing numbers. Say each number aloud.

A large pink scroll with a grid of numbers. The scroll is decorated with a cat at the top, a dog at the bottom right, and two birds at the bottom left. The grid contains the following numbers:

1	2	3	4	5
6	7	8	9	10
11	12	13	14	15
16	17	18	19	20

# 3

## Numbers 1 to 30

Name
Date

**To parents**  
Have your child write the 10 missing numbers in each group of 30.

■ Fill in the missing numbers. Say each number aloud.

1	2	3	4	5	6	7	8	9	10
1	1	2	1	3	1	4	1	5	1
2	1	2	2	3	2	4	2	5	2

1	2	3	4	5					
1	2	3	4	5					
2	1	2	2	3	2	4	2	5	2

■ Fill in the missing numbers. Say each number aloud.

1	2	3	4	5	6	7	8	9	10	
21	22	23	24	25	26	27	28	29	30	

1	2	3	4	5	6	7	8	9	10	
11	12	13	14	15						
					26	27	28	29	30	



# 14

## Counting 31 to 50

Name

Date

**To parents**  
Have your child use the table on this page to make it easier to count numbers from 31 to 50.

■ Say the numbers aloud. Then draw a circle around 31, 32, and 33.

31	32	33	34	35	36	37	38	39	40
----	----	----	----	----	----	----	----	----	----



■ Say the numbers aloud. Then draw a circle around 34, 35, and 36.

31	32	33	34	35	36	37	38	39	40
----	----	----	----	----	----	----	----	----	----



■ Say the numbers aloud. Then draw a circle around 37, 38, 39, and 40.

31	32	33	34	35	36	37	38	39	40
41	42	43	44	45	46	47	48	49	50



■ Say the numbers aloud. Then draw a circle around 41, 42, and 43.

31	32	33	34	35	36	37	38	39	40
41	42	43	44	45	46	47	48	49	50



■ Say the numbers aloud. Then draw a circle around 44, 45, and 46.

41	42	43	44	45	46	47	48	49	50
----	----	----	----	----	----	----	----	----	----



■ Say the numbers aloud. Then draw a circle around 47, 48, 49, and 50.

41	42	43	44	45	46	47	48	49	50
----	----	----	----	----	----	----	----	----	----



# 15

## Number Puzzle 1 to 40 Stuffed Animal


Name	
Date	

■ Draw a line from 21 to 40 in order while saying each number.



# Who Is the Mouse's Friend?

■ Draw a line from 1 to 40 in order while saying each number.






# 16

## Number Puzzle 11 to 50 Bat


Name	
Date	

■ Draw a line from 31 to 50 in order while saying each number.



# Who Is the Cat's Friend?

■ Draw a line from 11 to 50 in order while saying each number.





# Numbers 21 to 50

Name	
Date	

Trace the gray numbers and fill in the missing numbers. Say each number aloud.

21	22	23	24	25	26	27	28	29	30
31	32	33	34	35	36	37	38	39	40

					26	27	28	29	30
21	22	23	24	25					
31	32	33	34	35	36	37	38	39	40

Trace the gray numbers and fill in the missing numbers. Say each number aloud.

31	32	33	34	35	36	37	38	39	40
41	42	43	44	45	46	47	48	49	50

31	32	33	34	35					
41	42	43	44	45	46	47	48	49	50






# Writing Numbers 28 to 40

Name
Date

Trace the gray numbers and fill in the missing numbers. Say each number aloud.



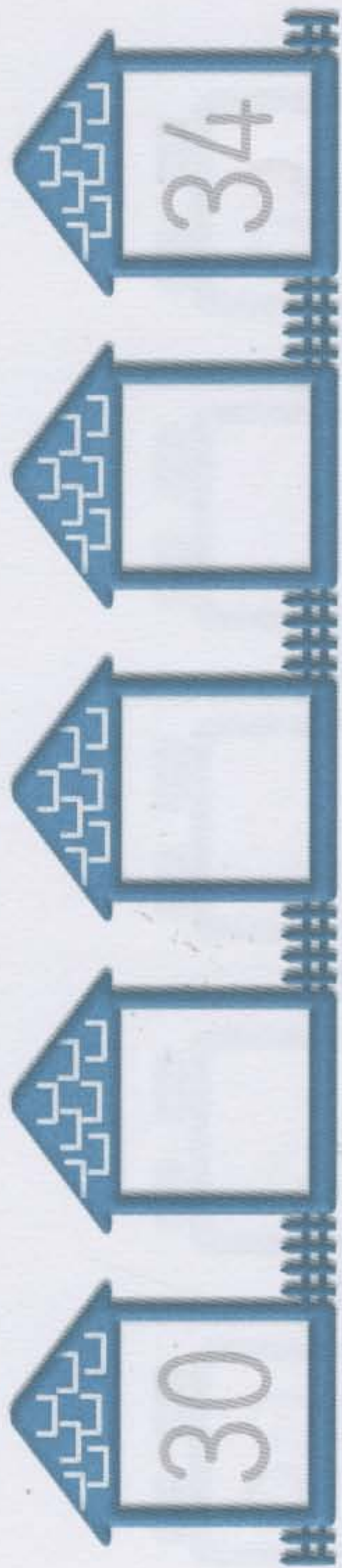
(1)



(2)



Trace the gray numbers and fill in the missing numbers. Say each number aloud.



(1)



(2)

26	27	28	29	30	31	32	33	34	35	36	37	38	39	40
----	----	----	----	----	----	----	----	----	----	----	----	----	----	----

# 19

## Writing Numbers 37 to 50

Name
Date

Trace the gray numbers and fill in the missing numbers. Say each number aloud.



(1)



(2)

36	37	38	39	40	41	42	43	44	45	46	47	48	49	50
----	----	----	----	----	----	----	----	----	----	----	----	----	----	----

Trace the gray numbers and fill in the missing numbers. Say each number aloud.



(1)



(2)

36	37	38	39	40	41	42	43	44	45	46	47	48	49	50
----	----	----	----	----	----	----	----	----	----	----	----	----	----	----

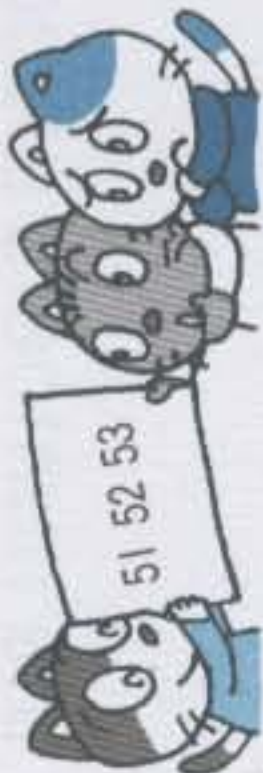


**To parents**

Have your child use the table on this page to make it easier to count numbers from 51 to 70.

- Say the numbers aloud. Then draw a circle around 51, 52, and 53.

51	52	53	54	55	56	57	58	59	60
----	----	----	----	----	----	----	----	----	----



- Say the numbers aloud. Then draw a circle around 54, 55, and 56.

51	52	53	54	55	56	57	58	59	60
----	----	----	----	----	----	----	----	----	----



- Say the numbers aloud. Then draw a circle around 57, 58, 59, and 60.

51	52	53	54	55	56	57	58	59	60
61	62	63	64	65	66	67	68	69	70



Name

Date

- Say the numbers aloud. Then draw a circle around 61, 62, and 63.

51	52	53	54	55	56	57	58	59	60
61	62	63	64	65	66	67	68	69	70

- Say the numbers aloud. Then draw a circle around 64, 65, and 66.

61	62	63	64	65	66	67	68	69	70
----	----	----	----	----	----	----	----	----	----

- Say the numbers aloud. Then draw a circle around 67, 68, 69, and 70.

61	62	63	64	65	66	67	68	69	70
----	----	----	----	----	----	----	----	----	----



# 21

## Number Puzzle 11 to 60 Swordfish

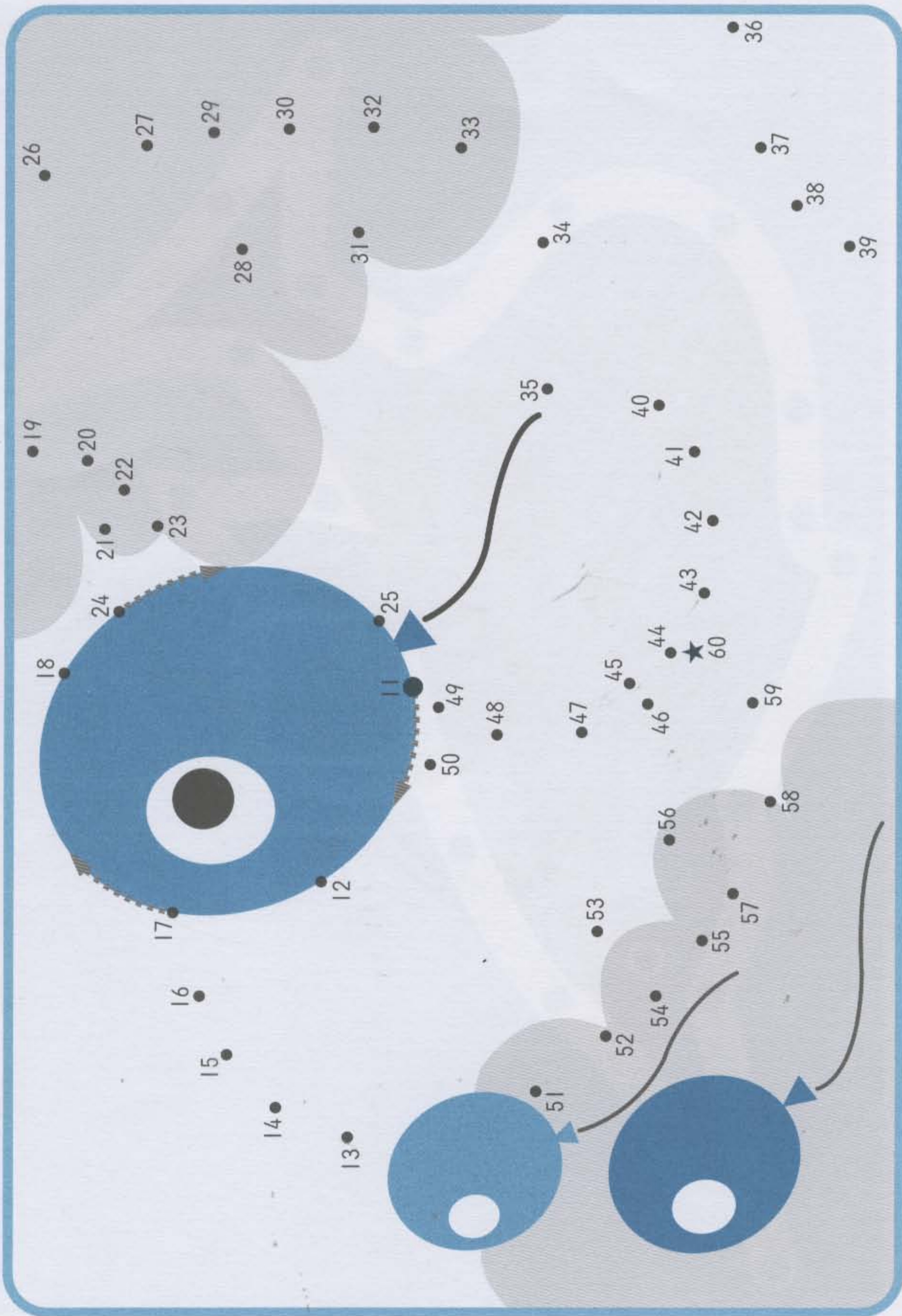
Name
Date

■ Draw a line from 41 to 60 in order while saying each number.



# How Many Balloons?

■ Draw a line from 11 to 60 in order while saying each number.




# 22

## Number Puzzle 21 to 70 Frog


Name
Date

■ Draw a line from 51 to 70 in order while saying each number.



# Who Is Hiding in the Bushes?

■ Draw a line from 21 to 70 in order while saying each number.



# 23

## Numbers 41 to 70

Name	
Date	

Trace the gray numbers and fill in the missing numbers. Say each number aloud.

41	42	43	44	45	46	47	48	49	50
51	52	53	54	55	56	57	58	59	60

					46	47	48	49	50
41	42	43	44	45					
51		52		53		54		55	
					56	57	58	59	60

Trace the gray numbers and fill in the missing numbers. Say each number aloud.

51	52	53	54	55	56	57	58	59	60
61	62	63	64	65	66	67	68	69	70

51	52	53	54	55	56	57	58	59	60
61		63	64	65					
					66	67	68	69	70





Name
Date

Trace the gray numbers and fill in the missing numbers. Say each number aloud.



(1)



(2)



Trace the gray numbers and fill in the missing numbers. Say each number aloud.



(1)



(2)

46	47	48	49	50	51	52	53	54	55	56	57	58	59	60
----	----	----	----	----	----	----	----	----	----	----	----	----	----	----

Name
Date

Trace the gray numbers and fill in the missing numbers. Say each number aloud.




(1)



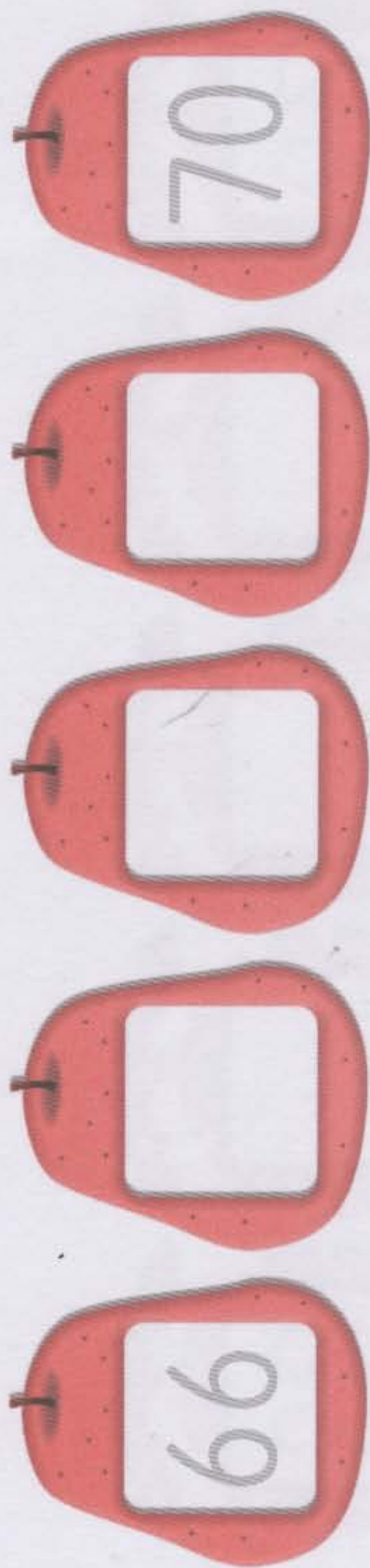
(2)

56	57	58	59	60	61	62	63	64	65	66	67	68	69	70
----	----	----	----	----	----	----	----	----	----	----	----	----	----	----

Trace the gray numbers and fill in the missing numbers. Say each number aloud.



(1)



(2)

56	57	58	59	60	61	62	63	64	65	66	67	68	69	70
----	----	----	----	----	----	----	----	----	----	----	----	----	----	----

Name

Date

**To parents**

Have your child use the table on this page to make it easier to count numbers from 71 to 90.

- Say the numbers aloud. Then draw a circle around 71, 72, and 73.

71	72	73	74	75	76	77	78	79	80
----	----	----	----	----	----	----	----	----	----



- Say the numbers aloud. Then draw a circle around 74, 75, and 76.

71	72	73	74	75	76	77	78	79	80
----	----	----	----	----	----	----	----	----	----



- Say the numbers aloud. Then draw a circle around 77, 78, 79, and 80.

71	72	73	74	75	76	77	78	79	80
81	82	83	84	85	86	87	88	89	90




■ Say the numbers aloud. Then draw a circle around 81, 82, and 83.

71	72	73	74	75	76	77	78	79	80
81	82	83	84	85	86	87	88	89	90



■ Say the numbers aloud. Then draw a circle around 84, 85, and 86.

81	82	83	84	85	86	87	88	89	90
----	----	----	----	----	----	----	----	----	----



■ Say the numbers aloud. Then draw a circle around 87, 88, 89, and 90.

81	82	83	84	85	86	87	88	89	90
----	----	----	----	----	----	----	----	----	----




# 27

## Number Puzzle 31 to 80 Airplane

Name
Date

■ Draw a line from 61 to 80 in order while saying each number.



# What's Under the Sea?

■ Draw a line from 31 to 80 in order while saying each number.






28

# Number Puzzle 41 to 90 Sea Otter

Name
Date

■ Draw a line from 71 to 90 in order while saying each number.



# I'm Going to Eat You!

■ Draw a line from 41 to 90 in order while saying each number.

Name

Date

- Trace the gray numbers and fill in the missing numbers. Say each number aloud.

61	62	63	64	65	66	67	68	69	70
71	72	73	74	75	76	77	78	79	80

61	62	63	64	65	66	67	68	69	70
71	72	73	74	75	76	77	78	79	80

Trace the gray numbers and fill in the missing numbers. Say each number aloud.

71	72	73	74	75	76	77	78	79	80
81	82	83	84	85	86	87	88	89	90

71	72	73	74	75	76	77	78	79	80
81	82	83	84	85	86	87	88	89	90



Name

Date

Trace the gray numbers and fill in the missing numbers. Say each number aloud.



(1)



(2)



Trace the gray numbers and fill in the missing numbers. Say each number aloud.



(1)



(2)



# 31

## Writing Numbers 77 to 90

Name
Date


Trace the gray numbers and fill in the missing numbers. Say each number aloud.




(1)



(2)



Trace the gray numbers and fill in the missing numbers. Say each number aloud.



(1)



(2)





Name

Date

**To parents**

Have your child use the table on pages 63, 64, and 67 to make it easier to count numbers from 91 to 120.

- Say the numbers aloud. Then draw a circle around 91, 92, and 93.

91	92	93	94	95	96	97	98	99	100
----	----	----	----	----	----	----	----	----	-----



- Say the numbers aloud. Then draw a circle around 94, 95, and 96.

91	92	93	94	95	96	97	98	99	100
----	----	----	----	----	----	----	----	----	-----



- Say the numbers aloud. Then draw a circle around 97, 98, 99, and 100.

91	92	93	94	95	96	97	98	99	100
101	102	103	104	105	106	107	108	109	110



■ Say the numbers aloud. Then draw a circle around 101, 102, and 103.

91	92	93	94	95	96	97	98	99	100
101	102	103	104	105	106	107	108	109	110



■ Say the numbers aloud. Then draw a circle around 104, 105, and 106.

101	102	103	104	105	106	107	108	109	110
-----	-----	-----	-----	-----	-----	-----	-----	-----	-----



■ Say the numbers aloud. Then draw a circle around 107, 108, 109, and 110.

101	102	103	104	105	106	107	108	109	110
-----	-----	-----	-----	-----	-----	-----	-----	-----	-----

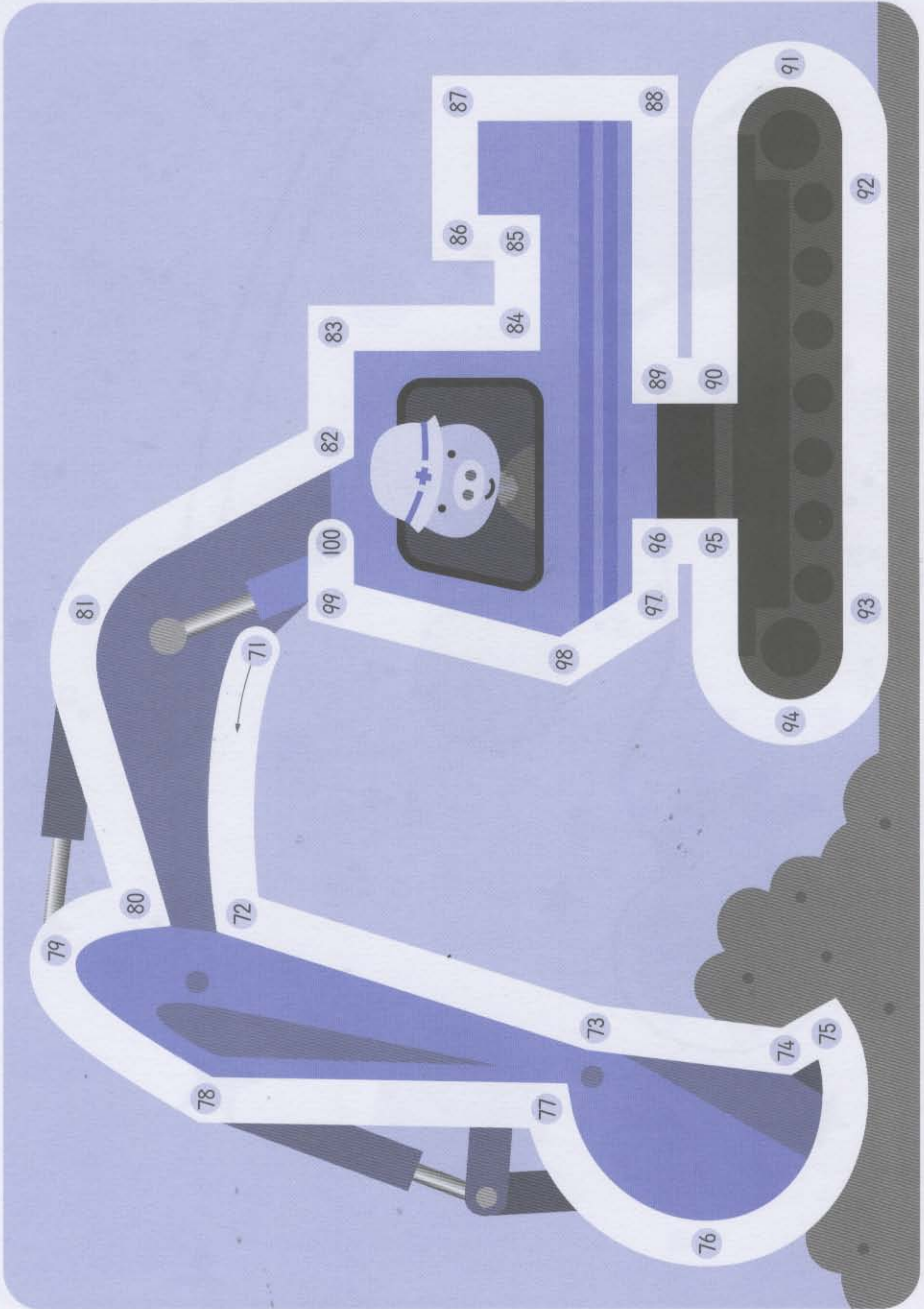


# 33

## Number Puzzle 51 to 100 Backhoe


Name	
Date	

■ Draw a line from 71 to 100 in order while saying each number.



# Cat in Space

■ Draw a line from 51 to 100 in order while saying each number.



Name

Date

- Say the numbers aloud. Then draw a circle around 111, 112, and 113.

101	102	103	104	105	106	107	108	109	110
111	112	113	114	115	116	117	118	119	120



- Say the numbers aloud. Then draw a circle around 114, 115, and 116.

111	112	113	114	115	116	117	118	119	120
-----	-----	-----	-----	-----	-----	-----	-----	-----	-----




- Say the numbers aloud. Then draw a circle around 117, 118, 119, and 120.

111	112	113	114	115	116	117	118	119	120
-----	-----	-----	-----	-----	-----	-----	-----	-----	-----



# Sailing Ship

- Draw a line from 91 to 120 in order while saying each number.



Name	
Date	

■ Draw a line from 71 to 120 in order while saying each number.

Trace the gray numbers and fill in the missing numbers. Say each number aloud.

81	82	83	84	85	86	87	88	89	90
91	92	93	94	95	96	97	98	99	100
101	102	103	104	105	106	107	108	109	110

91	92	93	94	95	96	97	98	99	100
101	102	103	104	105	106	107	108	109	110
111	112	113	114	115	116	117	118	119	120





Name

Date


- Trace the gray numbers and fill in the missing numbers. Say each number aloud.

91	92	93	94	95	96	97	98	99	100
101	102	103	104	105	106	107	108	109	110
111	112	113	114	115	116	117	118	119	120
91	92	93	94	95	96	97	98	99	100
101	102	103	104	105	106	107	108	109	110
111	112	113	114	115	116	117	118	119	120

Trace the gray numbers and fill in the missing numbers. Say each number aloud.



(1)




(2)


86	87	88	89	90	91	92	93	94	95	96	97	98	99	100
----	----	----	----	----	----	----	----	----	----	----	----	----	----	-----

Name
Date

Trace the gray numbers and fill in the missing numbers. Say each number aloud.



(1)



(2)



- Trace the gray numbers and fill in the missing numbers. Say each number aloud.



(1)



(2)

96	97	98	99	100	101	102	103	104	105	106	107	108	109	110
----	----	----	----	-----	-----	-----	-----	-----	-----	-----	-----	-----	-----	-----


Name

Date

- Trace the gray numbers and fill in the missing numbers. Say each number aloud.



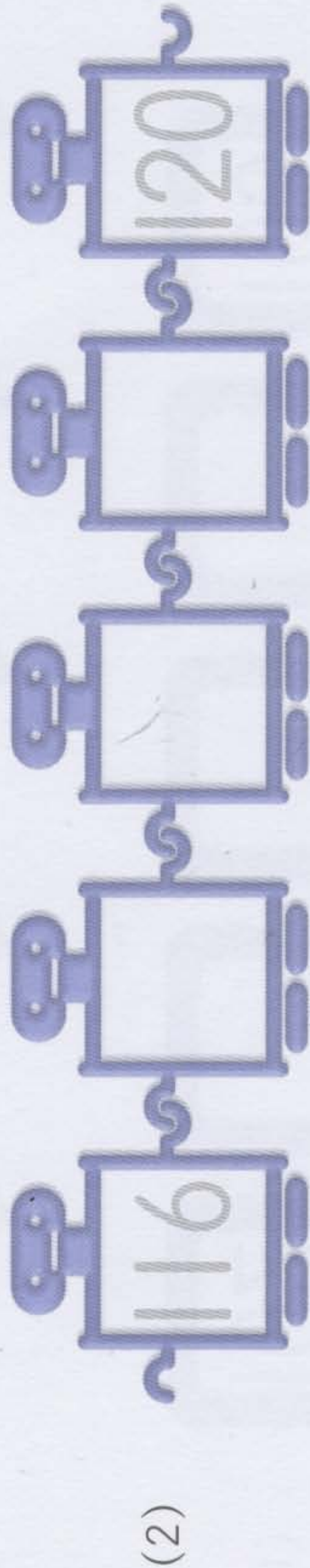
(1)



(2)

101	102	103	104	105	106	107	108	109	110	111	112	113	114	115
-----	-----	-----	-----	-----	-----	-----	-----	-----	-----	-----	-----	-----	-----	-----

Trace the gray numbers and fill in the missing numbers. Say each number aloud.



106	107	108	109	110	111	112	113	114	115	116	117	118	119	120
-----	-----	-----	-----	-----	-----	-----	-----	-----	-----	-----	-----	-----	-----	-----

Name

Date

## To parents

From this page to the end, there are exercises to write numbers from 1 to 120. Small-sized numbers are included as hints.

- Fill in the missing numbers. Say each number aloud.

1	2	3	4	5	6	7	8	9	10
11	12	13	14	15	16	17	18	19	20
21	22	23	24	25	26	27	28	29	30
31	32	33	34	35	36	37	38	39	40
41	42	43	44	45	46	47	48	49	50
51	52	53	54	55	56	57	58	59	60

- Fill in the missing numbers. Say each number aloud.


	62		64		66		68		70
	72		74		76		78		80
	82		84		86		88		90
	92		94		96		98		100
	102		104		106		108		110
	112		114		116		118		120





- Write the numbers in order from 61. Say each number aloud.

61																		120



**You are now able to count and write up to 120. Congratulations!**